



LEAPTON
SOLAR

VERSION: 2025 V3

* For the most up-to-date information, please refer to the latest version of this datasheet.



■ ■ ■ SWITCH YOUR LIFE
ENERGY STORAGE SOLUTIONS

C60-F OUTDOOR BESS CABINET

ADVANTAGE

- **Smart and Unified Thermal Management**
Centralized air-cooling keeps all devices at the best temperature and humidity, improving efficiency and reliability.
- **Easy Installation**
Simple setup with low technical requirements for on-site installation.
- **Strong Outdoor Adaptability**
Cabinet design protects against natural risks and harsh environments.
- **Optimized Airflow Design**
Customized ducts ensure even cooling and prevent local overheating.

FIND LEAPTON



www.leaptonpv.com

info@leaptonenergy.com

Headquarters: Leapton Energy Co., Ltd.

81-78-382-3182

Address: F6 Tosei Building 1-2-1 Aioicho Chuo-ku, Kobe-shi, Hyogo-ken 650-0025, Japan

Factory: Leapton Solar (Changshu) Co., Ltd.

86-512-88800068

Address: No.9 Sunshine Avenue, Changshu, Suzhou city, Jiangsu province, 215500, P. R. China











Technical Parameters

Integrated Cabinet	C60-F
Ingress Protection Rating	IP55
Dimensions (W/D/H, mm)	765*1010*2105 (no contain inverter and lifting hole positions)
Weight (kg)	Approximately 450 (Empty cabinet body)
Humidity	0~95% (non-condensing)
Altitude (m)	≤ 2000
Environment	Outdoor
Cooling Method	Smart fan cooling
Anticorrosion Grade	C4-H
Air Conditioner Power	Cooling: 2kW Heating: 1kW
Number of Battery Packs Accommodated	5~12
Noise	≤ 65dB(A) @1m
Maximum Current-Carrying Capacity of Busbar (A)	150
Operating Voltage Range (V, Hz)	187~254.50/60
Certificates	CE








Preview



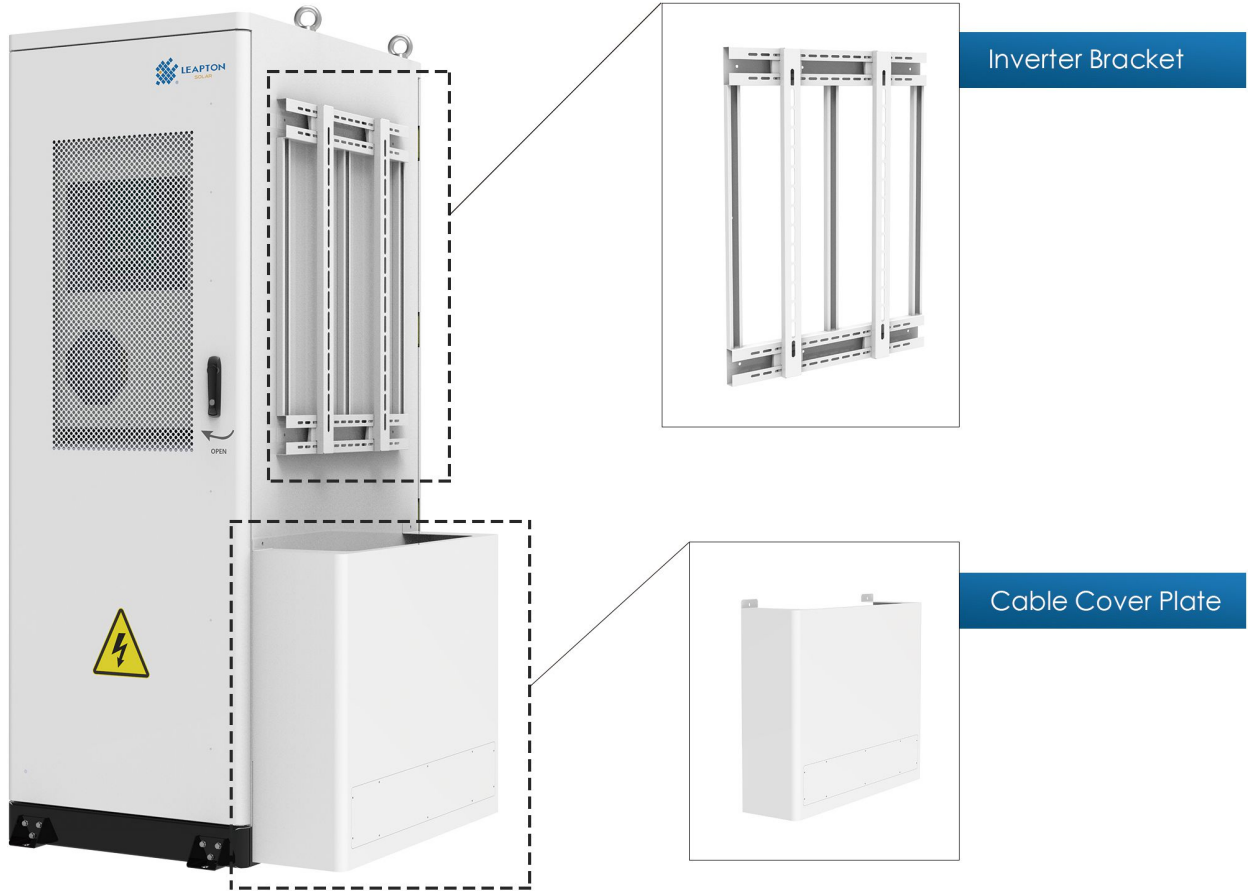
C60-F Packing List Of Assembly Accessory (Include) BOX1

No.	Picture	Description	Quantity
1		User Manual	1
2		Cable Tie	10
3		Cabinet Base Plate	4
4		M10-70 Expansion Screw	4
5		M6-12 Combination Screw	7
6		M8-20 Combination Screw	12
7		SC25-6 Terminal	6
8		OT2.5-6 Terminal	1
9		Ethernet Cable	1
10		Pre-insulated Tube Terminal	2

C60-F Packing List Of Operation Accessory (Include) BOX2

No.	Picture	Description	Quantity
1		M6-12 Combination Screw	24
2		Busbar Cover Plate(Metal)	1
3		M6 Insulator (50mm)	2
4		M6 Insulator (25mm)	2
5		Busbar Cover Plate(Acrylic)	1
6		Negative Busbar	1
7		Positive Busbar	1

Optional Accessory, Sold Separately (Exclude)



Preview

